

# ROADMAP to COLLEGE and CAREER — Grade 10

2018 STAAR Report Card

## Plan for College

### Strategies for College Success



#### Learning about Colleges and Degree Programs

- Take a “virtual tour” of colleges that interest you, or visit a local college with your parents.
- Explore college majors and programs of study.
- Start ranking your college choices based on your preferences.



#### Preparing for College in High School

- Enroll in advanced coursework, such as Advanced Placement® and International Baccalaureate classes, and dual credit options offered by a local community college.
- Take the PSAT®, ACT® Aspire, and/or the Texas Success Initiative (TSI) exam.
- Prepare for the SAT® and/or ACT.



#### Building a College Resume

- Get involved in extracurricular activities and community service opportunities (colleges look for students who are active leaders in their schools).
- Participate in a summer enrichment program (check out local universities and your local school district for opportunities).

## Prepare for a Career

### Career Planning Activities



#### Exploring Career Options

- Research careers and occupations based on your interests and lifestyle expectations, or ask about local internship opportunities.
- Enroll in Career and Technical Education (CTE) course offerings connected to your career interests, or look into internship opportunities in your community.



#### Planning a Course of Study

- Review your endorsement decision to ensure that it aligns with your career interests.
- Enroll in a focused sequence of CTE courses that can lead to industry-based certifications and work-based learning opportunities.



#### Exploring Career-based Opportunities

- Join a Career and Technical Student Organization where you can apply your career preparation skills through real-world activities.
- Consider participating in summer career skill-building programs hosted by businesses or other organizations.

## College and Career Planning

Explore resources and information to help you prepare at [www.futurereadytexas.com](http://www.futurereadytexas.com)

### Suggested Questions to Ask Your High School Counselor

1. When is the next college and career fair?
2. What Career and Technical Education (CTE) opportunities are offered at my school?
3. Which dual credit, Advanced Placement or International Baccalaureate classes are available, and which ones will help me achieve my college and career goals?
4. What are the exam schedules for the ACT and SAT? What college exam prep does our district offer?
5. What is the National Merit Scholarship Qualifying Test (NMQST), and how can I take advantage of it?
6. Where can I find information about summer internships and career skill-building programs?
7. How do I change my endorsement? In Texas, students are allowed to make this change through their 10th grade year. (After this year, I am only able to drop an endorsement.)



For more information visit [www.texasassessment.com](http://www.texasassessment.com)

Informed Parents. Better Schools.

# STAAR Results

STATE OF TEXAS ASSESSMENTS OF ACADEMIC READINESS

2018 STAAR Report Card



### About the STAAR Test

Your child took the STAAR in Spring 2018. This test asks students to answer questions that measure the knowledge and skills they need to be prepared for college or a career. If you have questions about this report, please talk to your child's teacher or principal, or learn more by visiting [www.texasassessment.com](http://www.texasassessment.com).



### What the Results Mean

This report shows how well your child did on the assessment. There are 4 levels of Performance.

## From the Commissioner

Tests are a part of life. Our kids will take tests to get a driver's license, to get into college, and even to get certain jobs. As a parent of two myself, I know that no one test can tell me everything about my children. But the STAAR tests have been designed to provide useful information about how much our children have learned academically and how well prepared they are for what comes next.

Students who meet or master grade level by high school graduation have more than a 60% chance of passing their college classes, substantially increasing their lifetime earnings and prospects for success. This report is intended to give you information on how well your child learned this year's academic material in school and how you can help them learn even more.



#### MASTERS GRADE LEVEL

Mastery of the course knowledge and skills is shown — student is on track for college and career readiness.



#### MEETS GRADE LEVEL

Strong knowledge of course content — student is prepared to progress to the next grade.



#### APPROACHES GRADE LEVEL

Some knowledge of course content, but may be missing critical elements — student needs additional support in the coming year.




#### DID NOT MEET GRADE LEVEL

No basic understanding of course expectations is shown — student may need significant support in the coming year.



Mike Morath, Commissioner of Education



# End-of-Course (EOC) Assessments

Miguel Castro

GRADE 10

Date of Birth: 12/15/01 Student ID: \*\*\*\*\*9994 Local Student ID: --- District: 217-901 ASPERMONT ISD

## Your Child's Performance at a Glance



**Approaches**  
Grade Level  
Test Date: Spring 2018

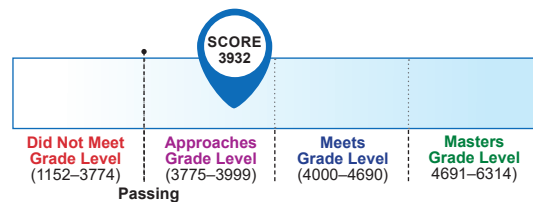


**Masters**  
Grade Level  
Test Date: Spring 2018



**Approaches**  
Grade Level  
Test Date: Fall 2017

### English I Test Date: Spring 2018




CATEGORY	Weighted Score
Written Composition	10 of 16
4. Composition	10 of 16
Multiple-Choice	
1. Understanding/Analysis Across Genres	8 of 8
2. Understanding/Analysis of Literary Texts	13 of 13
3. Understanding/Analysis of Informational Texts	13 of 13
5. Revision	0 of 9
6. Editing	0 of 9
<b>Total Multiple-Choice Score</b>	<b>34 of 52</b>
<b>TOTAL</b>	<b>44 of 68</b>

**52nd PERCENTILE**

Your child scored the same or better than 52% of all student scores on this test.

### Algebra I Test Date: Spring 2018



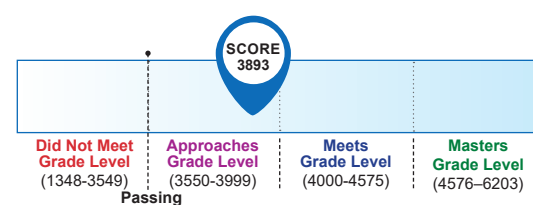
CATEGORY	ANSWERED CORRECTLY
1. Number and Algebraic Methods	11 of 11
2. Describing and Graphing Linear Functions, Equations and Inequalities	12 of 12
3. Writing and Solving Linear Functions, Equations and Inequalities	14 of 14
4. Quadratic Functions and Equations	11 of 11
5. Exponential Functions and Equations	6 of 6
<b>TOTAL</b>	<b>54 of 54</b>

**100th PERCENTILE**

Your child scored the same or better than 100% of all student scores on this test.

Current Quantile Measure: 1300Q

### Biology Test Date: Fall 2017



CATEGORY	ANSWERED CORRECTLY
1. Cell Structure and Function	5 of 11
2. Mechanisms of Genetics	2 of 11
3. Biological Evolution and Classification	6 of 10
4. Biological Processes and Systems	8 of 11
5. Interdependence within Environmental Systems	9 of 11
<b>TOTAL</b>	<b>30 of 54</b>

**33rd PERCENTILE**

Your child scored the same or better than 33% of all student scores on this test.

28Q45Z

Unique Access Code

## Want More Resources to Help Your Child in School?

For helpful tips and tools, including information on how to improve math skills and participate in a summer math challenge from home, please visit [www.texasassessment.com](http://www.texasassessment.com).

1

Go to [www.texasassessment.com](http://www.texasassessment.com)

2

Find your unique access code in the monitor to the left

3

Enter the code and click on the button to log in and learn more!



# End-of-Course (EOC) Assessments

Miguel Castro

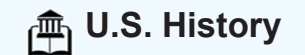
GRADE 10

Campus: 001 ASPERMONT H S Class Group: SECTION BIO ONE Report Date: SPRING 2018

## Your Child's Performance at a Glance

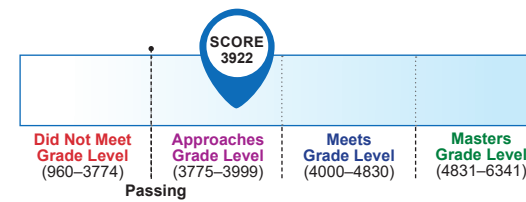


**Approaches**  
Grade Level  
Test Date: Spring 2018



**Did Not Meet**  
Grade Level  
Test Date: Spring 2018

### English II Test Date: Spring 2018

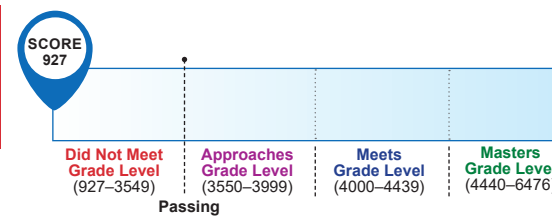



CATEGORY	Weighted Score
Written Composition	10 of 16
4. Composition	10 of 16
Multiple-Choice	
1. Understanding/Analysis Across Genres	8 of 8
2. Understanding/Analysis of Literary Texts	13 of 13
3. Understanding/Analysis of Informational Texts	13 of 13
5. Revision	1 of 9
6. Editing	0 of 9
<b>Total Multiple-Choice Score</b>	<b>35 of 52</b>
<b>TOTAL</b>	<b>45 of 68</b>

**49th PERCENTILE**

Your child scored the same or better than 49% of all student scores on this test.

### U.S. History Test Date: Spring 2018



CATEGORY	ANSWERED CORRECTLY
1. History	0 of 30
2. Geography and Culture	0 of 12
3. Government and Citizenship	0 of 10
4. Economics, Science, Technology, and Society	0 of 16
<b>TOTAL</b>	<b>0 of 68</b>

**0th PERCENTILE**

Your child scored the same or better than 0% of all student scores on this test.

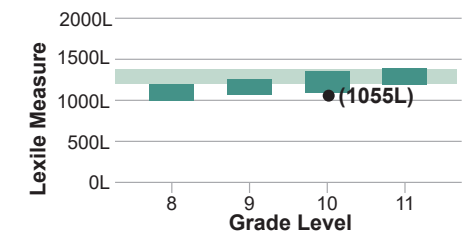
## Here are some books recommended for your child's grade.



The Lexile measure indicates the difficulty of the materials that your child can read successfully.

## Your Child's Lexile® History

Most Recent Lexile Measure: 1055L



■ = Expected Grade Level Range  
■ = Expected College and Career Readiness (CCR) range. The CCR range is 1200L-1380L.

Copyright © 2017 MetaMetrics.



## Learn More about Your Child's Lexile Level

For more information about your child's reading level history, including an interactive Lexile Growth Planner™ and a Find A Book Tool, visit: [www.texasassessment.com/lexile](http://www.texasassessment.com/lexile).