

Parent Resource Tool



Below are strategies and activities, **tailored for your child**, that you can do with them at home to improve their understanding of important concepts in reading and math.

Reading

Strategies to improve your child's grade 6 reading understanding



Understanding/Analysis Across Genres

- Think about themes that might interest your child, like justice, teamwork, or overcoming fears. Search for different books or movies with the theme of choice. Discuss and compare them.
- Help your child think of someone he admires. Look for an autobiography of that person, and a fictional adaptation. Read them together and discuss similarities and differences.



Understanding/Analysis of Literary Texts

- Expose your child to a variety of myths and discuss how they are similar and different from other forms of fiction.



Understanding/Analysis of Informational Texts

- Next time you are putting a piece of furniture together or following a manual for a piece of equipment around your house, have your child read the directions to you and help you follow them step by step. If the instructions have only images, have your child write the instructions that match the images or action(s).



Writing Composition, Revision and Editing

- Family recipes: Cook a family recipe with your child and discuss its history. Ask your child to document the recipe and its history in your family.

Mathematics

Strategies to improve your child's grade 6 math understanding



Numerical Representations and Relationships

- Using an advertisement, ask your child to determine the percent to be paid in either a fraction or decimal by subtracting the discount from the total cost. Have your child convert the fraction or percent to be paid into both forms. For example, 1/3 off means 2/3 of the price would need to be paid, which is approximately 67% or 0.67.



Computations and Algebraic Relationships

- Have your child research a profit-and-loss statement. Explain which numbers would be positive and which would be negative. Have them double check the math in the statement.



Geometry and Measurement

- Have your child measure the height, length, and width of boxes he finds. Have him calculate the volume, then convert the measurements to smaller or larger units and recalculate the volume. Ask him to compare the measurements and volumes. See if he can spot a pattern.



Data Analysis and Personal Financial Literacy

- Have your child measure two similar sets of things in everyday life, such as the leaves from two different plants. Have him create box-and-whisker plots with both sets of data and describe what those plots tell about the two sets.

Informed Parents. Better Schools.

STAAR Results

STATE OF TEXAS ASSESSMENTS OF ACADEMIC READINESS



2018 STAAR Report Card



About the STAAR Test

Your child took the STAAR in May 2018. This test asks students to answer questions that measure the knowledge and skills they need to be prepared for college or a career. If you have questions about this report, please talk to your child's teacher or principal, or learn more by visiting www.texasassessment.com.



What the Results Mean

This report shows how well your child did on the assessment. There are 4 levels of Performance.



MASTERS GRADE LEVEL

Mastery of the course knowledge and skills is shown — student is on track for college and career readiness.



MEETS GRADE LEVEL

Strong knowledge of course content — student is prepared to progress to the next grade.



APPROACHES GRADE LEVEL

Some knowledge of course content, but may be missing critical elements — student needs additional support in the coming year.



DID NOT MEET GRADE LEVEL

No basic understanding of course expectations is shown — student may need significant support in the coming year.

From the Commissioner

Tests are a part of life. Our kids will take tests to get a driver's license, to get into college, and even to get certain jobs. As a parent of two myself, I know that no one test can tell me everything about my children. But the STAAR tests have been designed to provide useful information about how much our children have learned academically and how well prepared they are for what comes next.

Students who meet or master grade level by high school graduation have more than a 60% chance of passing their college classes, substantially increasing their lifetime earnings and prospects for success. This report is intended to give you information on how well your child learned this year's academic material in school and how you can help them learn even more.



Mike Morath, Commissioner of Education


Maximize Time During Parent Teacher Conferences

Sample Questions to Ask the Teacher:

- What does my child seem to be the most interested in at school?
- Does my child have good friends in class and at school?
- What is the most important thing that I can be doing to prepare my child for high school?
- Is my child giving his/her best effort?
- What could my child be doing that he or she is not already doing?
- How is my child's work completion in your class?

28Q5NC
Unique Access Code

For more information visit www.texasassessment.com.



Performance: 6th Grade

John Smith

Enrolled Grade: 6

Date of Birth: 06/01/01 Student ID: *****9911 Local Student ID: --- District: 257-999 ZY CRUSE ISD

Your Child's Performance at a Glance

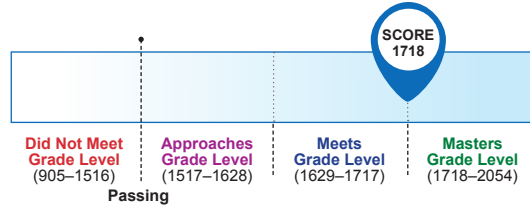
Reading

Masters
Grade Level
Test Date: Spring 2018

Mathematics

Masters
Grade Level
Test Date: Spring 2018

Reading Test Date: Spring 2018

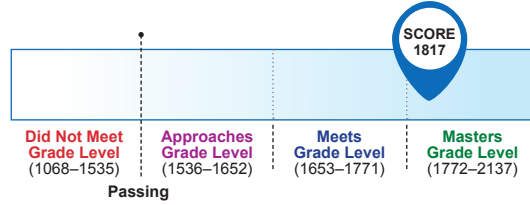


| CATEGORY | ANSWERED CORRECTLY |
|--|--------------------|
| 1. Understanding/Analysis Across Genres | 7 of 8 |
| 2. Understanding/Analysis of Literary Texts | 15 of 17 |
| 3. Understanding/Analysis of Informational Texts | 13 of 15 |
| TOTAL | 35 of 40 |

85th PERCENTILE

Your child scored the same or better than 85% of all Grade 6 students in Texas.

Mathematics Test Date: Spring 2018



| CATEGORY | ANSWERED CORRECTLY |
|--|--------------------|
| 1. Numerical Representations and Relationships | 9 of 10 |
| 2. Computations and Algebraic Relationships | 13 of 15 |
| 3. Geometry and Measurement | 5 of 6 |
| 4. Data Analysis and Personal Financial Literacy | 6 of 7 |
| TOTAL | 33 of 38 |

91st PERCENTILE

Your child scored the same or better than 91% of all Grade 6 students in Texas.

Current Quantile Measure: 1987Q



Progress: From Previous Year

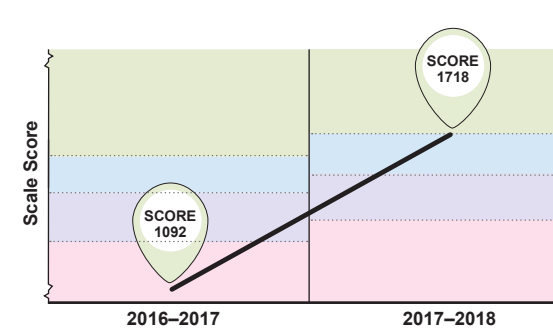
John Smith

Campus: 042 YAHOO M S Class Group: SEC E SIX FIVE Report Date: JUNE 2018 Date of Testing: SPRING 2018

Reading

Accelerated Progress

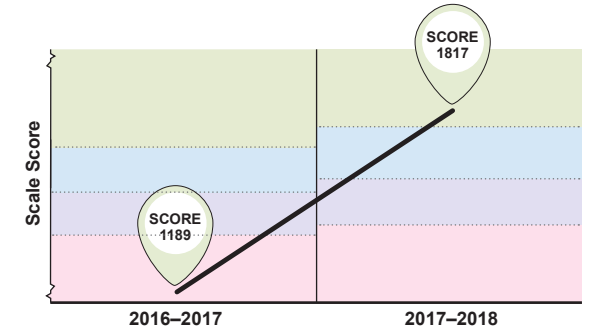
Your Child Showed More Progress Than Expected For 1 Year of Instruction



Mathematics

Accelerated Progress

Your Child Showed More Progress Than Expected For 1 Year of Instruction



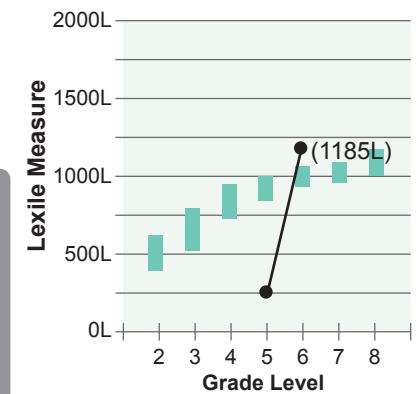
Your Child's Reading Measure History (Lexile® Measure)

The Lexile measure indicates the difficulty of the materials that your child can read successfully.

Here are some books recommended for your child's grade.



Your Child's Lexile History
Current Lexile Measure: 1185L



Copyright © 2017 MetaMetrics.



Want More Resources to Help Your Child in School?

For helpful tips and tools, including information on how to improve math skills and participate in a summer math challenge from home, please visit www.texasassessment.com.

- 1 Go to www.texasassessment.com
- 2 Find your unique access code in the monitor to the left
- 3 Enter the code and click on the button to log in and learn more!



Learn More about Your Child's Lexile Level

For more information about your child's reading level history, including an interactive Lexile Growth Planner™ and a Find A Book Tool, visit: www.texasassessment.com/lexile.